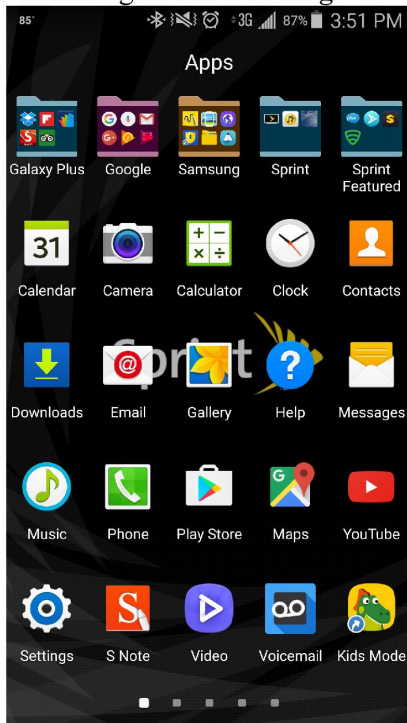


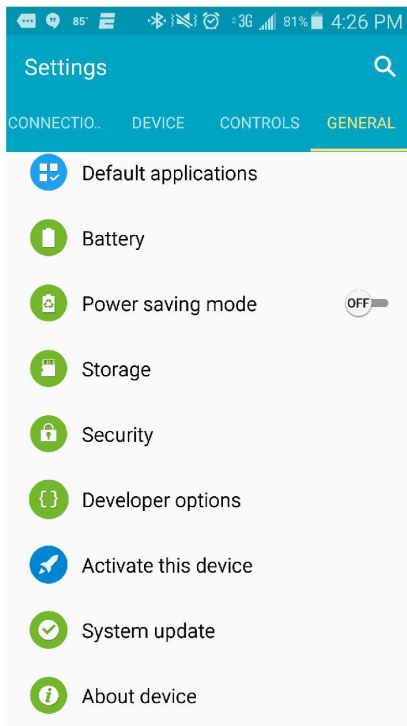
1. On the Android device select the **Apps** icon



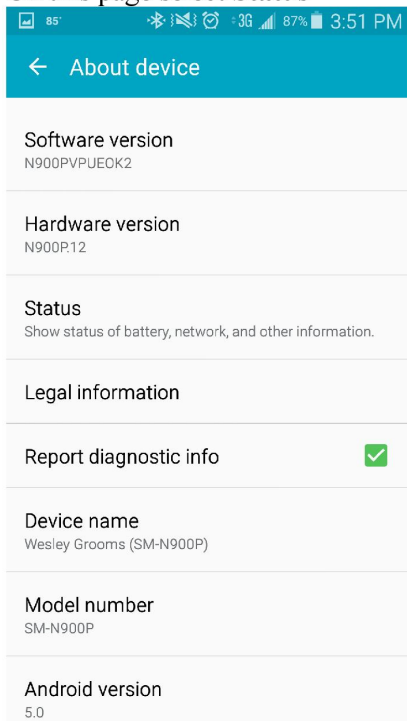
2. Now navigate to the **Settings** icon and select it








3. Select the **General** option and then go down to **About device**



4. On this page select **Status**



5. The **MAC Address** is located on this page and should be listed as **WI-FI MAC address**

85°    +3G  87%  3:51 PM	
Status	
	Hex:0x99000439757611
IMEI	990004397576111
ICCID	89011200000270205973
IP address	21.62.246.162
Wi-Fi MAC address	1C:99:4C:69:B4:AA
Bluetooth address	4C:3C:16:80:C6:53
Up time	39:56:27
Device status	Official